




**HARVARD**  
**T.H. CHAN**

**SCHOOL OF PUBLIC HEALTH**  
Powerful ideas for a healthier world



# **2022-2023**

## **MPH Curriculum Guide**

---

**HEALTH MANAGEMENT  
HEALTH POLICY  
HEALTH & SOCIAL BEHAVIOR  
NUTRITION**

**65-Credit Program**  
*(On-Campus)*

## TABLE OF CONTENTS

---

<i>MPH LEADERSHIP AND ADMINISTRATION</i>	<i>1</i>
<i>HARVARD CHAN ESSENTIAL RESOURCES FOR STUDENTS</i>	<i>2</i>
<i>DEGREE REQUIREMENTS AND PROGRAM POLICIES</i>	<i>3</i>
<i>MASTER OF PUBLIC HEALTH: PROGRAM OVERVIEW</i>	<i>6</i>
<i>MPH PUBLIC HEALTH CORE CURRICULUM</i>	<i>7</i>
<i>APPLIED PRACTICE AND INTEGRATIVE LEARNING EXPERIENCE</i>	<i>10</i>
<i>FIELD OF STUDY CURRICULA</i>	<i>12</i>
<i>HEALTH MANAGEMENT</i>	<i>13</i>
<i>HEALTH POLICY</i>	<i>17</i>
<i>HEALTH AND SOCIAL BEHAVIOR</i>	<i>22</i>
<i>NUTRITION</i>	<i>26</i>
<i>ONLINE MPH-EPI ELECTIVE COURSES</i>	<i>30</i>

While every effort has been made to ensure that the information contained in this guide is accurate at the time of publication, the Harvard T.H. Chan School of Public Health reserves the right to make changes, at any time, regarding the curriculum, degree requirements, course offerings, policies, or any other information contained herein. This version of the MPH-65 Curriculum Guide (published on August 18, 2022) only pertains to students matriculating in fall 2022.

## MPH LEADERSHIP AND ADMINISTRATION

The master of public health program is a school-wide degree program governed by the *MPH Steering Committee* and supported by the *Office of Educational Programs* and the academic department(s) related to each of the fields of study.

<b>MPH PROGRAM LEADERSHIP AND ADMINISTRATION – OFFICE OF EDUCATIONAL PROGRAMS</b>		
<b>Murray Mittleman</b>	Faculty Director, MPH Program	<a href="mailto:mmittlem@hsph.harvard.edu">mmittlem@hsph.harvard.edu</a> Kresge 505
<b>Anne Occhipinti</b>	Assistant Dean for Professional Education	<a href="mailto:aocchipi@hsph.harvard.edu">aocchipi@hsph.harvard.edu</a> Kresge G-29
<b>Emily Davies</b>	Assistant Director, MPH Program	<a href="mailto:edavies@hsph.harvard.edu">edavies@hsph.harvard.edu</a>
<b>Megan Kerin</b>	Academic Program Manager	<a href="mailto:mkerin@hsph.harvard.edu">mkerin@hsph.harvard.edu</a>
<b>Ying-Ju Lai</b>	Educational Programs Project Manager	<a href="mailto:ylai@hsph.harvard.edu">ylai@hsph.harvard.edu</a>
<b>Stephanie Lemoine</b>	Assistant Director, MPH-EPI Program	<a href="mailto:slemoine@hsph.harvard.edu">slemoine@hsph.harvard.edu</a>
<b>Tracy Morgan</b>	MPH Program Assistant	<a href="mailto:tamorgan@hsph.harvard.edu">tamorgan@hsph.harvard.edu</a>
<b>Nkwanzi Sabiti</b>	Senior MPH Program Coordinator	<a href="mailto:nsabiti@hsph.harvard.edu">nsabiti@hsph.harvard.edu</a>
<b>MPH-65 FIELD OF STUDY LEADERSHIP AND ADMINISTRATION</b>		
	<b>Field of Study Leader</b>	<b>Academic Administrator(s)</b>
<b>Health Management (HM)</b>	Bonnie Blanchfield <a href="mailto:bblanchfield@hsph.harvard.edu">bblanchfield@hsph.harvard.edu</a>	Jennifer Moltoni <a href="mailto:jmoltoni@hsph.harvard.edu">jmoltoni@hsph.harvard.edu</a>
<b>Health Policy (HP)</b>	Nancy Turnbull <a href="mailto:nturnbul@hsph.harvard.edu">nturnbul@hsph.harvard.edu</a>	Doug Scaffidi <a href="mailto:dscaffidi@hsph.harvard.edu">dscaffidi@hsph.harvard.edu</a>
<b>Health &amp; Social Behavior (HSB)</b>	Alan Geller <a href="mailto:ageller@hsph.harvard.edu">ageller@hsph.harvard.edu</a>	Teresa Bellone <a href="mailto:tbellone@hsph.harvard.edu">tbellone@hsph.harvard.edu</a> Daniel Choi <a href="mailto:danielchoi@hsph.harvard.edu">danielchoi@hsph.harvard.edu</a> Whitney Waddell <a href="mailto:wwaddell@hsph.harvard.edu">wwaddell@hsph.harvard.edu</a>
<b>Nutrition (NUT)</b>	Christopher Golden <a href="mailto:golden@hsph.harvard.edu">golden@hsph.harvard.edu</a>	Stefanie Dean <a href="mailto:sdean@hsph.harvard.edu">sdean@hsph.harvard.edu</a>

## HARVARD CHAN ESSENTIAL RESOURCES FOR STUDENTS

---

### MPH PROGRAM OFFICE – OFFICE OF EDUCATIONAL PROGRAMS (MPH-OEP OFFICE)

[hsph.me/mph-program-team](https://hsph.me/mph-program-team)

677 Huntington Avenue, Kresge G-29  
Boston, MA 02115

[mph@hsph.harvard.edu](mailto:mph@hsph.harvard.edu)  
617-432-0090

- **MPH Program Head Signature (for General Petitions and other *forms*):**  
Emily Davies, Kresge G-29 or [mph@hsph.harvard.edu](mailto:mph@hsph.harvard.edu)
- **MPH Public Health Core Contact:** Ying-Ju Lai ([ylai@hsph.harvard.edu](mailto:ylai@hsph.harvard.edu))
- **ID 100 Waivers:** [ID100@hsph.harvard.edu](mailto:ID100@hsph.harvard.edu)
- **ID 201 Waivers:** Waiver of Core Courses Form ([hsph.me/bio-epi-waiver](https://hsph.me/bio-epi-waiver))
- **Field of Study Waiver and Substitution Requests:** MPH-OEP Office ([mph@hsph.harvard.edu](mailto:mph@hsph.harvard.edu)), Field of Study Leader, and Academic Administrator(s)

### REGISTRAR'S OFFICE || [hsph.me/registrar](https://hsph.me/registrar)

Kresge G-4 Suite

[registrar@hsph.harvard.edu](mailto:registrar@hsph.harvard.edu)  
617-432-1032

- **Academic Calendar:** [hsph.me/academic-calendar](https://hsph.me/academic-calendar)
- **Harvard Course Catalog:** <https://courses.harvard.edu>
- **Student Handbook:** [hsph.me/student-handbook](https://hsph.me/student-handbook)
- **Student Knowledge Center:** [hsph.me/knowledge-center](https://hsph.me/knowledge-center) (information about course enrollment, cross-registration, etc.)

### OFFICE OF CAREER & PROFESSIONAL DEVELOPMENT || [hsph.me/careers](https://hsph.me/careers)

Kresge G-4 Suite

[careers@hsph.harvard.edu](mailto:careers@hsph.harvard.edu)

### OFFICE OF DIVERSITY & INCLUSION || [hsph.me/diversity](https://hsph.me/diversity)

Kresge G-4 Suite

[odi@hsph.harvard.edu](mailto:odi@hsph.harvard.edu)

### OFFICE OF FINANCIAL AID || [hsph.me/fin-aid-office](https://hsph.me/fin-aid-office)

Kresge G-4 Suite

[financialaid@hsph.harvard.edu](mailto:financialaid@hsph.harvard.edu)

### OFFICE OF REGULATORY AFFAIRS & RESEARCH COMPLIANCE || [hsph.me/HLC\\_IRB](https://hsph.me/HLC_IRB)

- Institutional Review Board (IRB) contact

### OFFICE FOR STUDENT AFFAIRS || [hsph.me/student-affairs](https://hsph.me/student-affairs)

Kresge G-4 Suite

[studentaffairs@hsph.harvard.edu](mailto:studentaffairs@hsph.harvard.edu)

- **Housing Resources:** [hsph.me/housing](https://hsph.me/housing)
- **Student Support Services:** [hsph.me/support-services](https://hsph.me/support-services)

### OFFICE FOR ALUMNI AFFAIRS || [hsph.me/alumni-office](https://hsph.me/alumni-office)

90 Smith Street, Fourth Floor

[alumni@hsph.harvard.edu](mailto:alumni@hsph.harvard.edu)

## DEGREE REQUIREMENTS AND PROGRAM POLICIES

---

### DEGREE REQUIREMENTS

All MPH-65 students must fulfill the following requirements regardless of their field of study:

- **65 credits** minimum
  - Minimum of **47.5 ordinal credits**
  - No more than **17.5 pass/fail credits** (some required courses and all independent studies are P/F only)
- Successful completion of all courses required by your field of study
- Applied Practice Experience
- Integrative Learning Experience
- Cumulative grade point average of at least 2.7

### PROGRAM POLICIES FOR MPH-65 STUDENTS

Below are the main program policies that apply to all MPH-65 students, regardless of their field of study:

- Can take a maximum of **27.5 credits** in fall and spring semesters
- Limited to a maximum of **3.75 credits from the list of online MPH-EPI courses** (see p. 30) **in any semester** with a maximum of **10 credits from the list of online MPH-EPI courses overall** out of the required 45 credits for the MPH degree
- All full-time MPH students are expected to participate in a **Winter Session** activity that furthers their educational goals and is approved by the MPH-OEP Office. Any credits taken during Winter Session count towards your spring semester credit totals. To learn more, visit [hsph.me/mph-winter-session](https://hsph.me/mph-winter-session)

### ACADEMIC DEADLINES & HARVARD EMAIL

Students are responsible for knowing and meeting all deadlines and regularly reading their Harvard email. The School's academic calendar is posted on the Registrar's Office website ([hsph.me/academic-calendar](https://hsph.me/academic-calendar)).

### IMPORTANT ENROLLMENT POLICY FOR INTERNATIONAL STUDENTS

International students who are on a student visa must enroll in a minimum of 15 credits per semester, including a minimum of 11.25 credits of in-person courses per semester. One way for students to determine their in-person course credits is to look at "instruction mode" in the course listings in the Harvard Course Catalog (<https://my.harvard.edu>).

### TRANSFER CREDITS, WAIVERS, & SUBSTITUTIONS

The Harvard Chan School does not accept transfer credits from other academic institutions. However, students who have taken equivalent courses at another School of Public Health may petition to waive or substitute a requirement. If a waiver or substitution is approved, the MPH-65 student must still fulfill the 65 credit minimum requirement in order to graduate. For questions about waiving or substituting a required course, visit [hsph.me/mph-waivers](https://hsph.me/mph-waivers) or contact the MPH-OEP Office ([mph@hsph.harvard.edu](mailto:mph@hsph.harvard.edu)).

If students want to transfer non-degree credits earned at the Harvard Chan School, they must submit a Non-Degree Credit Transfer Form ([hsph.me/registrars-forms](https://hsph.harvard.edu/registrars-forms)). Students may petition to transfer a maximum of 20 non-degree Harvard Chan credits for academic credit towards their degree program. To understand the financial implications of transferring non-degree credits into the degree program, visit the [Non-Degree Transfer Credits](#) page on the Student Billing website.

### **FIELD OF STUDY CHANGES**

For questions about requesting to change your field of study, visit [hsph.me/mph-fos-changes](https://hsph.me/mph-fos-changes) or contact the MPH-OEP Office ([mph@hsph.harvard.edu](mailto:mph@hsph.harvard.edu)).

### **STUDENT STATUS (FULL-TIME, PART-TIME, & HALF-TIME)**

For definitions of full-time, part-time, and half-time status, see the Harvard Chan School Student Handbook ([hsph.me/student-handbook](https://hsph.me/student-handbook)). Adjusting your student status may affect your student health insurance, billing, graduation date, student loans, grants, scholarships, and/or student visa (if applicable). Therefore, students considering changing their student status may want to contact:

1. MPH-OEP Office – [mph@hsph.harvard.edu](mailto:mph@hsph.harvard.edu)
2. Registrar's Office – [registrar@hsph.harvard.edu](mailto:registrar@hsph.harvard.edu)
3. Office of Financial Aid – [financialaid@hsph.harvard.edu](mailto:financialaid@hsph.harvard.edu)
4. Harvard International Office (Elizabeth Capuano) – [elizabeth\\_capuano@harvard.edu](mailto:elizabeth_capuano@harvard.edu)

### **HARVARD CHAN SEMESTER-BASED SYSTEM**

The Harvard Chan School uses a semester-based system. For more information, see [hsph.me/navigating-your-field-of-study](https://hsph.me/navigating-your-field-of-study).

### **ENROLLING IN ONLY ONE SESSION IN A SEMESTER**

Students planning to only enroll in Fall 2 or Spring 2 courses must still enroll in those courses by the Fall/Fall 1 or Spring/Spring 1 add/drop deadlines, respectively, or otherwise risk being withdrawn from degree candidacy. Students who enroll in Winter Session courses are considered enrolled for the spring semester.

### **LEAVE OF ABSENCE**

Students who are unable to enroll in ANY credits in a specific semester must apply for a leave of absence or risk being withdrawn from degree candidacy. If planning to take a leave, students should contact the MPH-OEP Office. The student will need to complete a Leave of Absence Petition ([hsph.me/registrars-forms](https://hsph.me/registrars-forms)).



## **BILLING & ENROLLMENT**

For questions about tuition or student billing, visit the Student Billing website ([hsph.me/student-billing](https://hsph.me/student-billing)) or contact the Registrar's Office ([hsph.me/registrar](https://hsph.me/registrar)). To discuss your student status and implications for credit load minimums and maximums, contact the Registrar's Office ([registrar@hsph.harvard.edu](mailto:registrar@hsph.harvard.edu)). A course materials fee may apply for some courses. Where applicable, a maximum estimated course materials fee can be found in the Harvard Course Catalog (<https://my.harvard.edu>). Course materials fees are billed following the add/drop period each term and are not included in tuition. For more information on course materials fees, see [hsph.me/curriculum-center/for-students](https://hsph.me/curriculum-center/for-students).

### **Full-Time Students**

MPH-65 students are required to complete a minimum of 65 credits in a three-semester program. Therefore, students are generally advised to register for approximately 20–25 credits per semester.

### **Part-Time Students**

Part-time students in the MPH-65 program have a maximum of three years (six semesters) to complete the degree. Part-time students should prioritize required courses during their first year.

- International students who are on a student visa may not be part-time. If you have questions regarding your student visa, please speak with the Harvard International Office (HIO) ([elizabeth\\_capuano@harvard.edu](mailto:elizabeth_capuano@harvard.edu)) and with the Registrar's Office ([hsph.me/registrar](https://hsph.me/registrar)).

## MASTER OF PUBLIC HEALTH: PROGRAM OVERVIEW

---

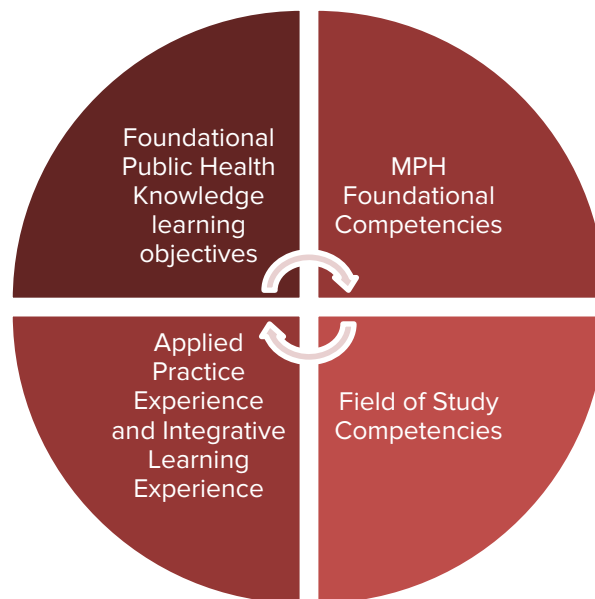
The MPH degree is the most widely recognized professional credential for leadership in public health. The MPH curriculum emphasizes active, student-directed learning, problem solving, and the acquisition of skills essential to the practice of public health. The program is organized around the Foundational Public Health Knowledge learning objectives, the MPH Foundational Competencies, the Applied Practice Experience, and the Integrative Learning Experience laid out by the Council on Education for Public Health (CEPH). Students pursue a career-oriented field of study. Each field of study has defined five distinct competencies that enhance the 12 Foundational Public Health Knowledge learning objectives and the 22 MPH Foundational Competencies.

### HARVARD CHAN'S COMPETENCY AND APPLICATION-BASED MPH CURRICULUM

The MPH public health core curriculum is developed in accordance with the Council on Education for Public Health's 12 Foundational Public Health Knowledge learning objectives and 22 MPH Foundational Competencies required of all students receiving an MPH degree at accredited institutions. To learn more, visit [hsph.me/mph-competencies](https://hsph.me/mph-competencies).

The Foundational Public Health Knowledge learning objectives and the MPH Foundational Competencies are primarily met through the Harvard Chan MPH public health core curriculum, the Applied Practice Experience, and the Integrative Learning Experience.

### The Harvard Chan MPH Degree





## MPH PUBLIC HEALTH CORE CURRICULUM

---



### MPH PUBLIC HEALTH CORE CURRICULUM

The MPH public health core curriculum is comprised of:

- **Biostatistics and Epidemiology Core** course(s);
- **ID 100: *Foundations for Public Health***, a school-wide, pre-matriculation course that provides foundational public health knowledge;
- **MPH 101–MPH 105**, five courses that cover other foundational public health competencies.

In general, full-time MPH-65 students are expected to complete the MPH public health core curriculum by the end of their first fall semester. Part-time MPH students are strongly encouraged to complete at least part of the MPH public health core curriculum in the fall semester of their first year to ensure early grounding in the foundational principles of public health.

No waivers or substitutions will be allowed for MPH 101–MPH 105; however, students in some fields of study may be exempt from one of the MPH 102–MPH 105 core courses because the course competencies are covered by their field of study requirements. Students should look at their field of study section for more details.

<b>BIostatistics and Epidemiology Core</b>				
Course Number	Title	Semester	Credits	Fields of Study
<b>Integrated Biostatistics and Epidemiology (7.5 credits)</b>				
Most MPH-65 students opt to take this option over the advanced option.				
ID 201	Core Principles of Biostatistics and Epidemiology for Public Health Practice	Fall only	7.5	All
<b>Advanced Biostatistics and Epidemiology (10 credits)*</b>				
BST 201	Introduction to Statistical Methods	Fall	5.0	Requires instructor permission
EPI 201 & EPI 202	Introduction to Epidemiology: Methods I Epidemiologic Methods II: Elements of Epidemiologic Research	Fall 1 Fall 2	2.5 2.5	

\*With instructor permission and no course conflicts with field of study requirements, MPH-65 students may choose the advanced sequence, **totaling 10 credits**, to fulfill their biostatistics and epidemiology core requirements in lieu of ID 201.

## MPH PUBLIC HEALTH CORE

Course Number	Title	Semester	Credits	Course Format/Notes
<p><i>ID 100 is a fully online and asynchronous summer-based course required of all Harvard Chan students. While students will be given access to the ID 100 course materials via <a href="#">Canvas</a> in July, each student will still need to formally enroll in ID 100 via <a href="#">my.harvard</a> during the fall enrollment period.</i></p>				
ID 100	Foundations for Public Health	Summer into Fall 1	1.0 (Pass/Fail Only)	<p>Asynchronous, self-paced, online course. Takes approx. 10–12 hours total and must be completed by Sunday, August 21, 2022.</p> <p><b>Must be completed in first year of program.</b></p>
<p><i>Most students will complete the <b>MPH 102–MPH 105</b> core courses in their first fall semester.</i></p>				
MPH 101	Qualitative Methods for Public Health: A Brief Introduction	Fall 2	0.25 (Pass/Fail Only)	<p>Asynchronous, self-paced, online course. Takes approx. 8–10 hours total.</p> <p><b>Must be completed in first year of program.</b></p>
MPH 102	Health Systems	Fall 1	1.25	<p>Asynchronous online course with set deadlines for completion of each module. Synchronous in-person sessions also are required.</p>
MPH 103	Leadership and Communication	Fall 2	1.25	<p>Asynchronous online course with set deadlines for completion of each module. Synchronous in-person sessions also are required.</p> <p><i>Not required for HM students.</i></p>
MPH 104	Social, Behavioral, and Structural Determinants of Health	Fall 1	1.25	<p>Asynchronous online course with set deadlines for completion of each module. Synchronous in-person sessions also are required.</p> <p><i>Not required for HSB students.</i></p>
MPH 105	Public Health Policy and Politics	Fall 2	1.25	<p>Synchronous online course that meets weekly.</p> <p><i>Not required for HP students.</i></p>

## APPLIED PRACTICE AND INTEGRATIVE LEARNING EXPERIENCE

---

Each field of study in the MPH program requires 1) an **Applied Practice Experience (APE)** (“Practicum”), and 2) an **Integrative Learning Experience (ILE)**, which are components of a practice course or seminar course for each field of study. All MPH students at accredited Schools of Public Health in the U.S. must complete these two degree requirements. The following guidelines may vary slightly by field of study.

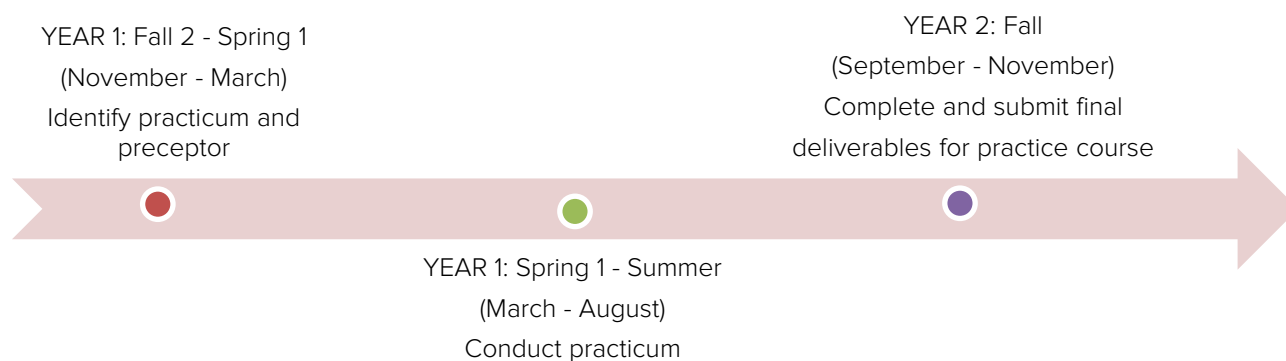
### APPLIED PRACTICE EXPERIENCE

All MPH-65 students complete a minimum of 200 hours toward their Applied Practice (AP) Experience, referred to as a “practicum” or field placement. The practicum is generally completed by working on a project under the guidance of a preceptor at an outside organization. The objectives of the practicum are to help students integrate, synthesize, and apply the knowledge and competencies from program coursework to a real-world public health problem or issue; explore a substantive public health topic that is of interest to the student; and enhance the skills needed to function in a professional public health setting.

Part-time students must arrange their practicum timeframe and practice course enrollment with the approval of their practice course instructor. Part-time students are encouraged to meet with the Field Education and Practice Office ([mph-practice@hsph.harvard.edu](mailto:mph-practice@hsph.harvard.edu)) to discuss proposed arrangements before finalizing their plans with their practice course instructor.

### Timeline for Applied Practice Experience

Students will complete a 200-hour practicum between Spring 1 through the end of the summer to meet the degree requirement. The timing of the practicum work can vary according to the preferences of the student and host organization. Options include a timespan of Spring 1 through summer, or summer only. Due to other coursework responsibilities, students are not permitted to complete a 200-hour practicum solely during the spring semester. It is the responsibility of the student to identify their practicum project; students are encouraged to meet individually with their practice course instructor early in the academic year to discuss their interests.



## **Learning Agreement**

Prior to starting a practicum, students must complete a Learning Agreement, which outlines the scope, deliverables, work plan, and timeframe for the project. Learning Agreements must be approved by the practice course instructor. Learning Agreements are approved through the CareerConnect web portal and electronically signed by the student, the preceptor, and the practice course instructor before the practicum begins.

## **Applied Practice Experience Products**

Students will submit a minimum of two products that they produce during their practicum to demonstrate a total of five competencies that are defined by each field of study. The list of competencies will include three foundational competencies and two field of study-specific competencies.

## **Resources for Identifying a Practicum**

Practica and abstracts from previous years: [hsph.me/mph-prior-practice](https://hsph.harvard.edu/hsph-me/mph-prior-practice)

CareerConnect: <https://hsph-harvard-csm.symplicity.com/students>

## **International Students**

International students should consult with Elizabeth Capuano ([elizabeth\\_capuano@harvard.edu](mailto:elizabeth_capuano@harvard.edu)) in the Harvard International Office about practicum-related student visa questions and documentation required for Curricular Practical Training (CPT) authorization prior to the start of their practicum.

## **INTEGRATIVE LEARNING EXPERIENCE**

The Integrative Learning Experience (ILE) includes self-assessment, critical reflection on students' professional growth, and demonstration of attainment of the MPH Foundational Competencies and specific field of study competencies. These competencies, listed online ([hsph.me/mph-competencies](https://hsph.harvard.edu/hsph-me/mph-competencies)), are achieved through successful coursework, field practice, extracurricular activities, and other learning opportunities that students identify independently.

All students complete a baseline and endpoint survey to self-assess their MPH competencies.

A paper, presentation, class-based activity, applied project, and/or other assignments are determined by each field of study to demonstrate mastery of MPH Foundational Competencies and field of study competencies. Students in the Nutrition field of study meet this requirement through the NUT 232 course. Students in other fields of study meet this requirement through their fall practicum course.

## **FOR MORE DETAILS**

Field Education and Practice website: [hsph.me/field-practice](https://hsph.me/field-practice)

MPH Field Practice email: [mph-practice@hsph.harvard.edu](mailto:mph-practice@hsph.harvard.edu)

## FIELD OF STUDY CURRICULA

---

### NAVIGATING YOUR FIELD OF STUDY

The following sections provide more detailed information for each field of study, including an **overview**, field of study **competencies**, and the field of study **curriculum** that is designed to help students achieve those competencies. A **sample schedule** is also provided.

A section of the MPH-OEP Office website ([hsph.me/mph-online-curriculum-guide](https://hsph.me/mph-online-curriculum-guide)) is designed to supplement the MPH Curriculum Guide and provides students with additional details on **required, recommended, and/or suggested elective courses** for some fields of study. Students are encouraged to carefully review the field of study requirements and consult with their faculty advisor to choose elective courses best suited to their needs.

### ADVISING

Each student will be assigned a primary faculty academic advisor based on the student's interests. Students may request a change of advisor once the term begins and should contact the MPH-OEP Office with any advising concerns. The MPH-OEP Office is a good resource for questions regarding the MPH public health core curriculum and graduation. Faculty advisors, field of study leaders, departmental faculty with specific areas of expertise, and academic administrators can all serve as advisors in unofficial capacities too. For more resources on planning your program, visit [hsph.me/navigating-your-field-of-study](https://hsph.me/navigating-your-field-of-study).

### INTERDISCIPLINARY CONCENTRATIONS

To learn more, visit [hsph.me/interdisciplinary-concentrations](https://hsph.me/interdisciplinary-concentrations).

### TRACKING YOUR DEGREE PROGRESS

The MPH-OEP Office offers degree audit sheets for each field of study ([hsph.me/mph-degree-tracking](https://hsph.me/mph-degree-tracking)).

### GRADUATION

Completion of the MPH public health core curriculum and field of study requirements for the MPH degree is monitored by the MPH-OEP Office. It is the student's responsibility to proactively reach out to the MPH-OEP Office, field of study leader, and/or academic administrator(s) if any concerns arise.

## FIELD OF STUDY: HEALTH MANAGEMENT

---

### CURRICULUM OVERVIEW

The **Health Management (HM) field of study** prepares students for management careers in the unique environment of health care. The curriculum for the health management field of study consists of the required MPH public health core curriculum as well as required coursework to develop competency in financial literacy, innovative thinking, strategic acumen, health care quality, and change management. Students must also complete an approved Applied Practice Experience and an Integrative Learning Experience. Students also have credits available for elective courses, which may be taken at the Harvard Chan School or by cross-registering.

### COMPETENCIES

- Explain and use financial data to assess financial health and make managerial decisions for a health care unit, organization, or system
- Critically evaluate organizational and team structures, processes, and climates to initiate and sustain performance
- Apply appropriate frameworks and analysis in the development of an organizational strategy
- Create an action plan to address an unmet public health need by applying key concepts and skills of innovation and entrepreneurship
- Explain the imperatives to improve health quality and apply methods of quality improvement to address a quality problem

### MPH-65 in Health Management





## MPH-65 in Health Management

### CURRICULUM REQUIREMENTS

Course Number	Title	Credits	Semester
<b>MPH PUBLIC HEALTH CORE CURRICULUM (12.5 credits)</b>			
To learn more about the MPH core, see pp. 7–9.			
<b>Year 1: Fall (12.5 credits)</b>			
<i>Note: HM students matriculating in the 2022-2023 AY and beyond are exempt from MPH 103.</i>			
ID 100	Foundations for Public Health <i>(Pre-matriculation coursework begins online in summer)</i>	1.0	Fall 1
ID 201	Core Principles of Biostatistics and Epidemiology for Public Health Practice	7.5	Fall
MPH 101	Qualitative Methods for Public Health	0.25	Fall 2
MPH 102	Health Systems	1.25	Fall 1
MPH 104	Social, Behavioral, and Structural Determinants of Health	1.25	Fall 1
MPH 105	Public Health Policy and Politics	1.25	Fall 2
<b>FIELD OF STUDY REQUIREMENTS (20 credits)</b>			
<b>Year 1: Fall (7.5 credits)</b>			
<b>Finance and Accounting:</b> Choose <b>one</b> of the approved courses below.			
HPM 219	Financial Transactions and Analysis	2.5	Fall 1
HPM 220	Financial Management and Control		Fall 2
<b>Innovation:</b> Choose <b>one</b> of the approved courses below.			
HPM 282	Innovative Problem Solving and Design Thinking in HC	2.5	Fall 1
HPM 557	Innovation and Entrepreneurship in Health Care		Fall 2
HPM 539	Health Care Organizations and Organizational Behavior	2.5	Fall 2
<b>Year 1: Winter Session &amp; Spring (3.75 credits)</b>			
HPM 245	Public Health Meta-Leadership Skills through Crisis and Change	2.5	Winter
HPM 966S	Applied Practice & Integrative Learning Experience for HM	1.25	Spring 1
<b>Practicum (Summer or Spring/Summer)</b>			
<b>Year 2: Fall (1.25 credits)</b>			
HPM 966F	Applied Practice & Integrative Learning Experience for HM	1.25	Fall 1
<b>Additional HM Requirements (7.5 credits)</b>			
<i>Can be completed during Year 1 or Year 2 of program.</i>			
<b>Strategy:</b> Choose <b>one</b> of the approved courses below.			
DRPH 270	Strategic Management in Global Settings	2.5	Fall 1
HPM 231	Healthcare Organizations and Strategy		Spring 2
<b>Quality Improvement:</b> Choose <b>one</b> of the approved courses below.			
HPM 268	Methods and Tools for Quality Improvement	2.5	Fall 2
HPM 516	Healthcare Quality and Equity in the US		Spring 2

**Health Policy Coursework:** Take *2.5 credits minimum* from the list of approved courses below. (Courses denoted by an asterisk have limited space.)

HPM 206	Economic Analysis	5.0	Fall
HPM 210*	United States Health Policy	2.5	Fall 1
HPM 213	Public Health Law	2.5	Spring 2
HPM 235	Managing Health Care Costs	2.5	Fall 2
HPM 247	Political Analysis and Strategy for U.S. Health Policy	2.5	Spring 1
HPM 255	Payment Systems in Healthcare	2.5	Spring 1
HPM 505	Health Care Delivery Reform in the US	2.5	Spring 1
HPM 509	Disability Policy in the U.S.	2.5	Spring 2
HPM 511	State Health Policy	2.5	Spring 1
HPM 523	Homelessness and Health: Lessons from Health Care, Public Health, and Research	1.25	Spring 2
HPM 526	Long-Term Care Policy in the U.S.	2.5	Fall 2
HPM 543	Quantitative Methods for Policy Evaluation	2.5	Spring 2
HPM 545	Economics of Health Care: Public vs. Market Resolutions	2.5	Spring 2
HPM 561	Loneliness and Public Health	1.25	Winter
ID 240	Principles of Injury Control	2.5	Spring 1
RDS 280	Decision Analysis for Health and Medical Practices	2.5	Fall 2

### ELECTIVES (32.5 credits)

To view a list of electives that may be of interest, visit [hsph.me/mpg-field-of-study-health-management](https://hsph.me/mpg-field-of-study-health-management)

**TOTAL 65 CREDITS**

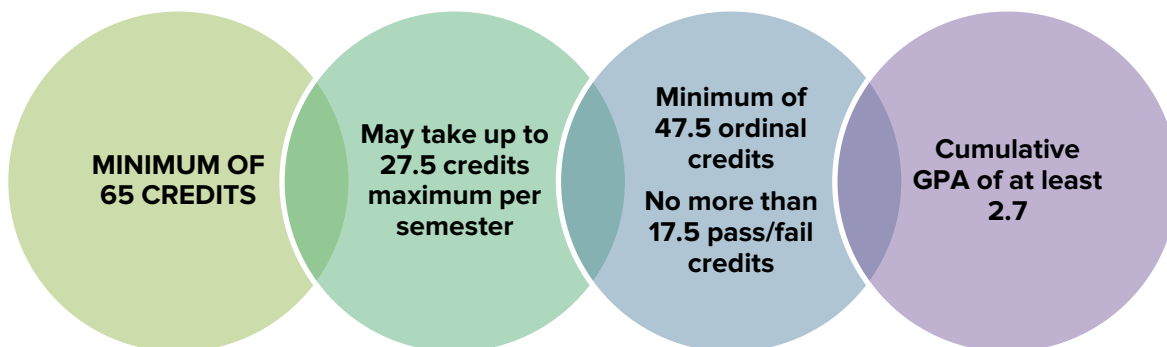
### Notes for Students

All full-time MPH students are expected to participate in a Winter Session activity that furthers their educational goals and is approved by the MPH-OEP Office. To learn more, visit [hsph.me/mpg-winter-session](https://hsph.me/mpg-winter-session).

For more student resources, visit the MPH website ([hsph.me/mpg-oed](https://hsph.me/mpg-oed)) and the HPM – Resources for New MPH Students website ([hsph.me/hpm-student-resources](https://hsph.me/hpm-student-resources)).

For information about waiving or substituting an HM field of study requirement, visit [hsph.me/hpm-waiver-subs](https://hsph.me/hpm-waiver-subs).

### Important Program Reminders



**Sample Curriculum for MPH-65 in HM**  
**Year one (Semesters 1 and 2)**

FALL FIRST YEAR			WINTER	SPRING FIRST YEAR			SUMMER
ID 100	Foundations for Public Health <i>(Pre-matriculation coursework begins online in summer)</i>	1.0cr	HPM 245, Public Health Meta-Leadership Skills 2.5cr	Varies	Strategy Requirement	2.5cr	Work on Practicum
ID 201	Core Principles of Biostatistics and Epidemiology for Public Health Practice	7.5cr		Varies	Quality Improvement Requirement	2.5cr	
MPH 101	Qualitative Methods for Public Health	0.25cr		HPM 966S	Applied Practice and Integrative Learning Experience for HM	1.25cr	
MPH 102	Health Systems	1.25cr					
MPH 104	Social, Behavioral, and Structural Determinants of Health	1.25cr					
MPH 105	Public Health Policy and Politics	1.25cr					
Varies	Finance and Accounting Requirement	2.5cr					
Varies	Innovation Requirement	2.5cr		Electives	13.75cr		
HPM 539	Health Care Organizations and Organizational Behavior	2.5cr					
Electives		2.5cr					
TOTAL CREDITS	22.5 credits		22.5 credits (includes Winter Session)				

**Year two (Semester 3)**

FALL SECOND YEAR			END OF PROGRAM = 65 credits
Varies	Health Policy Coursework Requirement	2.5cr	
HPM 966F	Applied Practice and Integrative Learning Experience for HM	1.25cr	
Electives	16.25cr		
TOTAL CREDITS	20 credits		

## FIELD OF STUDY: HEALTH POLICY

---

### CURRICULUM OVERVIEW

Students in the **Health Policy (HP) field of study** learn to apply economic, legal, and political analysis to the design, implementation, and evaluation of health care and public health policies in the United States or other countries with high-income economies. The curriculum for the health policy field of study consists of the required MPH public health core curriculum as well as required courses in economics, U.S. health policy, political analysis and strategy, and analytical methods. Students must also complete an approved Applied Practice Experience and an Integrative Learning Experience. Students also have credits available for elective courses, which may be taken at the Harvard Chan School or by cross-registering.

### COMPETENCIES

- Apply economic concepts to analyze and critique health care and public health policies
- Recommend a course of action to address a health policy challenge, including assessing alternative approaches within a specific political, economic, and social context
- Critically evaluate and draw policy implications from health decision science studies or health program impact evaluations
- Design an effective political strategy to influence a health policy outcome
- Prepare professional quality health policy memos that are informed by skillful use of evidence and are appropriate to their purpose and audience

### MPH-65 in Health Policy



## MPH-65 in Health Policy

### CURRICULUM REQUIREMENTS

Course Number	Title	Credits	Semester
<b>MPH PUBLIC HEALTH CORE CURRICULUM (12.5 credits)</b>			
To learn more about the MPH core, see pp. 7–9.			
<b>Year 1: Fall (12.5 credits)</b>			
<i>Note: HP students are exempt from MPH 105.</i>			
ID 100	Foundations for Public Health (Pre-matriculation coursework begins online in summer)	1.0	Fall 1
ID 201	Core Principles of Biostatistics and Epidemiology for Public Health Practice	7.5	Fall
MPH 101	Qualitative Methods for Public Health	0.25	Fall 2
MPH 102	Health Systems	1.25	Fall 1
MPH 103	Leadership and Communication	1.25	Fall 2
MPH 104	Social, Behavioral, and Structural Determinants of Health	1.25	Fall 1

#### FIELD OF STUDY REQUIREMENTS (25 credits)

##### Year 1: Fall (7.5 credits)

HPM 206	Economic Analysis	5.0	Fall
HPM 210	United States Health Policy	2.5	Fall 1

##### Year 1: Spring (3.75 credits)

HPM 247	Political Analysis and Strategy for U.S. Health Policy	2.5	Spring 1
HPM 965S	Applied Practice & Integrative Learning Experience for HP	1.25	Spring

#### Practicum (Summer or Spring/Summer)

##### Year 2: Fall (1.25 credits)

HPM 965F	Applied Practice & Integrative Learning Experience for HP	1.25	Fall
----------	---	------	------

#### Additional HP Requirements (12.5 credits)

*Can be completed during Year 1 or Year 2 of program.*

**HPM Health Policy Coursework:** Take an *additional 2.5 credits* of HPM health policy coursework beyond the field of study requirements. Some possible course options are listed below.

HPM 213	Public Health Law	2.5	Spring 2
HPM 505	Health Care Delivery Reform in the US		Spring 1
HPM 509	Disability Policy in the U.S.		Spring 2
HPM 511	State Health Policy		Spring 1
HPM 516	Healthcare Quality and Equity in the US		Spring 2
HPM 523	Homelessness and Health: Lessons from Health Care, Public Health, and Research		Spring 2
HPM 526	Long-Term Care Policy in the U.S.		Fall 2
HPM 545	Economics of Health Care: Public vs. Market Resolutions		Spring 2
HPM 561	Loneliness and Public Health		Winter
ID 240	Principles of Injury Control		Spring 1

**Analytical Methods:** Take a *minimum of 2.5 credits* from the list of approved options below. (Please note that some courses have limited enrollment and students in other fields of study/degree programs may have priority enrollment in courses offered by their academic department/field of study.)

	<b>Most common choices for HP students to fulfill the analytical methods requirement:</b>		
RDS 280	Decision Analysis for Health and Medical Practices	2.5	Fall 2
HPM 543	Quantitative Methods for Policy Evaluation	2.5	Spring 2
	<b>Other approved courses:</b>		
Varies	Any RDS course (examples: RDS 202, 282, 284, 285)	2.5–5.0	Varies
Varies	Any Harvard Chan intermediate or advanced BST or EPI course (beyond ID 201, BST 201, and EPI 201/202)	2.5–5.0	Varies
HPM 285	Applied Survey Research for HPM	2.5	Spring 2
HPM 559	Intro. to Qualitative Research Methods for Public Health	2.5	Fall (ONLINE)
GHP 504	Introduction to Qualitative Research for Global Health	2.5	Spring 1
GHP 525	Econometrics for Health Policy	5.0	Fall
GHP 537	Field Methods in Humanitarian Crises	2.5	Spring 1
SBS 281	Principles of Social and Behavioral Research	2.5	Fall 2
SBS 501	Community-based Participatory Research	2.5	Spring 1

**Leadership:** Take a *minimum of 2.5 credits* from the list of approved options below. If you would like to take a different leadership course, please discuss this with the field of study leader.

HPM 245	PH Meta-Leadership Skills through Crisis and Change	2.5	Winter
HPM 252	Negotiation	2.5	Spring 2
HPM 278	Skills and Methods of HC Negotiation and Conflict Resolution	2.5	Spring 1
HPM 503	Understanding PH Leadership: From Frameworks to Practice	1.25	Winter
HPM 513	Writing Persuasively About Public Health	2.5	Fall 2
HPM 539	Health Care Organizations and Organizational Behavior	2.5	Fall 2
HPM 562	Narrative Leadership – Using Storytelling to Mobilize Collective Action in Public Health	2.5	Fall 2
SBS 211	PH in Action: Strategies for Policy, Advocacy, & Comms.	2.5	Spring 2
SBS 296	Leadership in Minority Health Policy	2.5	Fall

**Depth in a Specific Health Policy Area of Interest:** Take a *minimum of 5 credits* in a specific area of health policy – see link below. If you have an idea for another area of interest, please discuss this with the field of study leader.

Varies	To view a list of possible areas of interest and courses, visit <a href="https://hsph.me/mph-field-of-study-health-policy">hsph.me/mph-field-of-study-health-policy</a>	5.0	Fall &/or Spring
--------	---	-----	---------------------

### ELECTIVES (27.5 credits)

To view a list of electives that may be of interest, visit [hsph.me/mph-field-of-study-health-policy](https://hsph.me/mph-field-of-study-health-policy)

**TOTAL 65 CREDITS**

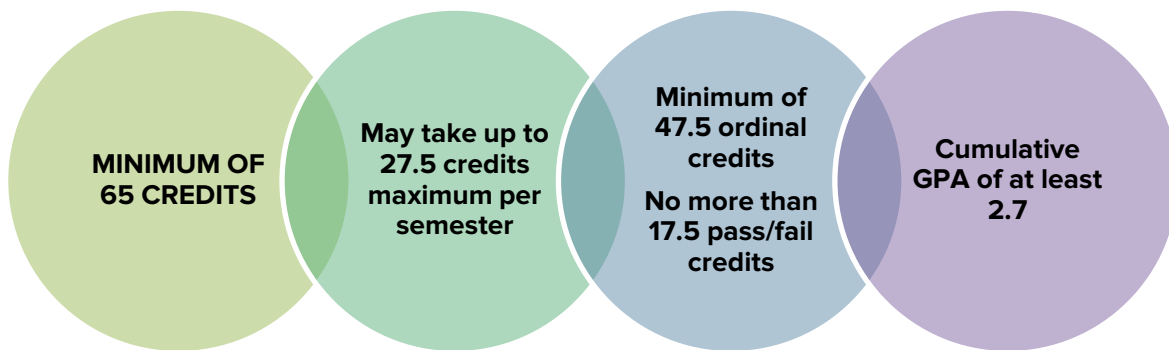
### Notes for Students

All full-time MPH students are expected to participate in a Winter Session activity that furthers their educational goals and is approved by the MPH-OEP Office. To learn more, visit [hsph.me/mph-winter-session](https://hsph.me/mph-winter-session).

For more student resources, visit the MPH website ([hsph.me/mph-oed](https://hsph.me/mph-oed)) and the HPM – Resources for New MPH Students website ([hsph.me/hpm-student-resources](https://hsph.me/hpm-student-resources)).

For information about waiving or substituting an HP field of study requirement, visit [hsph.me/hpm-waiver-subs](https://hsph.me/hpm-waiver-subs).

### Important Program Reminders





## Sample Curriculum for MPH-65 in HP

### Year one (Semesters 1 and 2)

FALL FIRST YEAR			WINTER	SPRING FIRST YEAR			SUMMER
ID 100	Foundations for Public Health <i>(Pre-matriculation coursework begins online in summer)</i>	1.0cr	Leadership Requirement 2.5cr	HPM 247	Political Analysis and Strategy for U.S. Health Policy	2.5cr	Work on Practicum
ID 201	Core Principles of Biostatistics and Epidemiology for Public Health Practice	7.5cr		Varies	Leadership Requirement	2.5cr	
MPH 101	Qualitative Methods for Public Health	0.25cr		Varies	Depth in Specific Health Policy Area of Interest Coursework	5.0cr	
MPH 102	Health Systems	1.25cr		HPM 965S	Applied Practice and Integrative Learning Experience for HP	1.25cr	
MPH 103	Leadership and Communication	1.25cr					
MPH 104	Social, Behavioral, and Structural Determinants of Health	1.25cr					
HPM 206	Economic Analysis	5.0cr					
HPM 210	United States Health Policy	2.5cr					
Varies	Analytical Methods Requirement	2.5cr					
Electives					Electives	8.75cr	
TOTAL CREDITS	22.5 credits			22.5 credits (includes Winter Session)			

### Year two (Semester 3)

FALL SECOND YEAR			<b>END OF PROGRAM = 65 credits</b>
Varies	Additional HPM Health Policy Coursework Requirement	2.5cr	
HPM 965F	Applied Practice and Integrative Learning Experience for HP	1.25cr	
Electives	16.25cr		
TOTAL CREDITS	20 credits		

## FIELD OF STUDY: HEALTH AND SOCIAL BEHAVIOR

---


### CURRICULUM OVERVIEW

The **Health and Social Behavior (HSB) field of study** is devoted to understanding health disparities, social determinants of health (including racism), and promoting health and social equity. The curriculum for the health and social behavior field of study consists of the required MPH public health core curriculum as well as required field of study-specific courses. All students must take a survey course in society and health, four other specific SBS courses that apply these principles to understanding and intervening in the health of populations, and complete additional required coursework in the Department of Social and Behavioral Sciences. Students must also complete an approved Applied Practice Experience and an Integrative Learning Experience. Students also have credits available for elective courses, which may be taken at the Harvard Chan School or by cross-registering.

### COMPETENCIES

- Evaluate behavioral and social theories and conceptual paradigms in the design of basic and applied inquiries in social and behavioral sciences
- Formulate social and behavioral change interventions based on these theories that are appropriate and responsive to the social and cultural context
- Critically appraise principles of research, evaluation, and public health monitoring/surveillance methodology, including quantitative and qualitative methods, to address research hypotheses using a range of research designs
- Describe and apply rigorous, theory-based approaches to research translation for practice, policy, and public health settings
- Recognize the principles of social inclusion, diversity, social justice, and ethics in research and interventions

### MPH-65 in Health and Social Behavior



## MPH-65 in Health and Social Behavior

### CURRICULUM REQUIREMENTS

Course Number	Title	Credits	Semester
<b>MPH PUBLIC HEALTH CORE CURRICULUM (12.5 credits)</b>			
To learn more about the MPH core, see pp. 7–9.			
<b>Year 1: Fall (12.5 credits)</b>			
<i>Note: HSB students are exempt from MPH 104.</i>			
ID 100	Foundations for Public Health <i>(Pre-matriculation coursework begins online in summer)</i>	1.0	Fall 1
ID 201	Core Principles of Biostatistics and Epidemiology for Public Health Practice	7.5	Fall
MPH 101	Qualitative Methods for Public Health	0.25	Fall 2
MPH 102	Health Systems	1.25	Fall 1
MPH 103	Leadership and Communication	1.25	Fall 2
MPH 105	Public Health Policy and Politics	1.25	Fall 2

<b>FIELD OF STUDY REQUIREMENTS (25 credits)</b>			
Students must take HSB field of study requirements for an ordinal grade.			
<b>Year 1: Fall (5 credits)</b>			
SBS 201	Society and Health	2.5	Fall 1
SBS 281	Principles of Social and Behavioral Research	2.5	Fall 2
<b>Year 1: Spring (8.75 credits)</b>			
SBS 203	Program Planning	2.5	Spring 1
SBS 204	Program Implementation and Evaluation	2.5	Spring 2
SBS 508	Successes and Challenges in Health Behavior Change	2.5	Spring 2
SBS 965S	Applied Practice & Integrative Learning Experience for HSB	1.25	Spring 1
<b>Practicum (Summer or Spring/Summer)</b>			
<b>Year 2: Fall (1.25 credits)</b>			
SBS 965F	Applied Practice & Integrative Learning Experience for HSB	1.25	Fall

<b>Additional HSB Requirements (10 credits)</b>			
<i>Can be completed during Year 1 or Year 2 of program.</i>			
<b>SBS Coursework:</b> Complete 10 credits offered by the Dept. of Social and Behavioral Sciences.			
Varies	Students must complete a <i>minimum of 10 credits</i> of SBS coursework beyond the field of study requirements. To view the full list of approved SBS course offerings, visit <a href="https://hsph.me/sbs-courses-by-topic">hsph.me/sbs-courses-by-topic</a>  <i>Note:</i> An independent study (e.g., SBS 300) does not count towards this requirement.	10	Fall &/or Spring

<b>ELECTIVES (27.5 credits)</b>			
To view a sample list of cross-registration electives, visit <a href="https://hsph.me/mpg-cross-reg">hsph.me/mpg-cross-reg</a>			

**TOTAL 65 CREDITS**

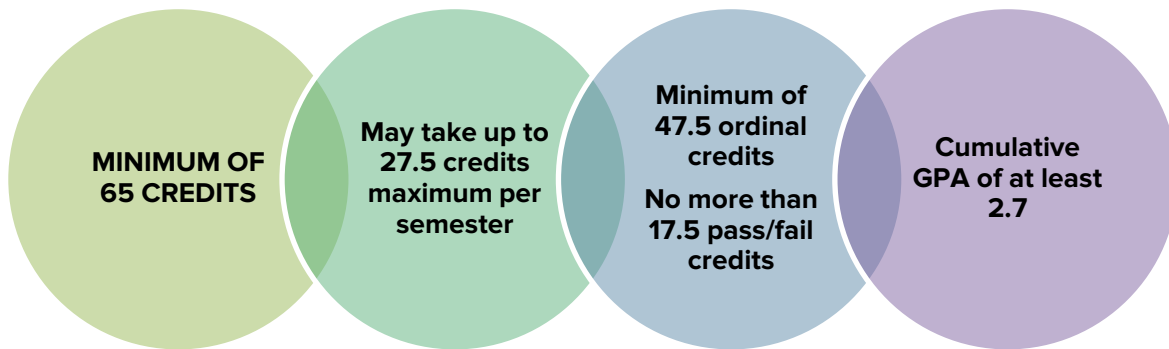
## Notes for Students

All full-time MPH students are expected to participate in a Winter Session activity that furthers their educational goals and is approved by the MPH-OEP Office. To learn more, visit [hsph.me/mpw-winter-session](https://hsph.me/mpw-winter-session).

## Maternal and Child Health Interdisciplinary Concentration

Students who received any funding through the Maternal and Child Health (MCH) training grant **must** meet with Destiny Davis ([ddavis@hsph.harvard.edu](mailto:ddavis@hsph.harvard.edu)), MCH Program Coordinator, at the beginning of the fall semester to ensure they meet the training grant requirements.

## Important Program Reminders



## Sample Curriculum for MPH-65 in HSB

FALL FIRST YEAR			WINTER	SPRING FIRST YEAR			SUMMER
ID 100	Foundations for Public Health <i>(Pre-matriculation coursework begins online in summer)</i>	1.0cr		SBS 203	Program Planning	2.5cr	Work on Practicum
ID 201	Core Principles of Biostatistics and Epidemiology for Public Health Practice	7.5cr		SBS 204	Program Implementation and Evaluation	2.5cr	
MPH 101	Qualitative Methods for Public Health	0.25cr		SBS 508	Successes and Challenges in Health Behavior Change	2.5cr	
MPH 102	Health Systems	1.25cr		Varies	Additional SBS Coursework Requirement	5.0cr	
MPH 103	Leadership and Communication	1.25cr		SBS 965S	Applied Practice and Integrative Learning Experience for HSB	1.25cr	
MPH 105	Public Health Policy and Politics	1.25cr					
SBS 201	Society and Health	2.5cr					
SBS 281	Principles of Social and Behavioral Research	2.5cr					
Electives		2.5cr				8.75cr	
TOTAL CREDITS	20 credits			22.5 credits (includes Winter Session)			

### Year two (Semester 3)

FALL SECOND YEAR			END OF PROGRAM = 65 credits
Varies	Additional SBS Coursework Requirement	5.0cr	
SBS 965F	Applied Practice and Integrative Learning Experience for HSB	1.25cr	
Electives		16.25cr	
TOTAL CREDITS	22.5 credits		

## FIELD OF STUDY: NUTRITION

---

### CURRICULUM OVERVIEW

The **Nutrition (NUT) field of study** prepares individuals early in their careers for positions in the public, nonprofit, or private sectors, working as nutrition policy advocates, project or program managers, or consultants in public health and health care organizations. The curriculum for the nutrition field of study consists of the required MPH public health core curriculum as well as required coursework in nutritional science, health communication, and translation of research into public health programming, policies, and messaging. Students must also complete an approved Applied Practice Experience. Students meet the Integrative Learning Experience requirement through the NUT 232 course. Students also have credits available for elective courses, which may be taken at the Harvard Chan School or by cross-registering.

### COMPETENCIES

- Evaluate the role nutrition plays in the development and prevention of certain diseases and health conditions
- Evaluate drivers of poor diets and malnutrition (e.g., culture/behavior, socioeconomic status, food environments and ecology, etc.)
- Assess policies, programs, and strategies typically used in public health nutrition initiatives
- Utilize communication skills to disseminate evidence-based nutritional messaging to promote public health
- Decipher discrepancies between nutrition research and nutritional information conveyed to the public using critical reading skills

### MPH-65 in Nutrition



## MPH-65 in Nutrition

### CURRICULUM REQUIREMENTS

Course Number	Title	Credits	Semester
<b>MPH PUBLIC HEALTH CORE CURRICULUM (13.75 credits)</b>			
To learn more about the MPH core, see pp. 7–9.			
<b>Year 1: Fall (13.75 credits)</b>			
ID 100	Foundations for Public Health <i>(Pre-matriculation coursework begins online in summer)</i>	1.0	Fall 1
ID 201	Core Principles of Biostatistics and Epidemiology for Public Health Practice	7.5	Fall
MPH 101	Qualitative Methods for Public Health	0.25	Fall 2
MPH 102	Health Systems	1.25	Fall 1
MPH 103	Leadership and Communication	1.25	Fall 2
MPH 104	Social, Behavioral, and Structural Determinants of Health	1.25	Fall 1
MPH 105	Public Health Policy and Politics	1.25	Fall 2
<b>FIELD OF STUDY REQUIREMENTS (30 credits)</b>			
Courses denoted by an asterisk are Pass/Fail only.			
<b>Year 1: Fall (6.25 credits)</b>			
NUT 200	Introduction to Nutrition Science	2.5	Fall 1
NUT 201	Introduction to Nutrition in Public Health	2.5	Fall 2
NUT 203*	Nutrition Seminars, Part I	1.25	Fall
<b>Year 1: Spring (10 credits)</b>			
NUT 202	The Biological Basis of Human Nutrition	5.0	Spring
NUT 206*	Nutrition Seminars, Part II	1.25	Spring
NUT 213	Nutrition Science Translation and Applications	2.5	Spring 1
NUT 965S	Applied Practice Experience for Nutrition	1.25	Spring 1
<b>Practicum (Summer or Spring/Summer)</b>			
<b>Year 2: Fall (6.25 credits)</b>			
NUT 232	Designing and Evaluating Behavioral Interventions Targeting Diet and Physical Activity	5.0	Fall
NUT 965F	Applied Practice Experience for Nutrition	1.25	Fall 1
<b>Additional NUT Requirements (7.5 credits)</b>			
<i>Can be completed during Year 1 or Year 2 of program.</i>			
<b>Depth in a Specific Nutrition Area of Interest:</b> Take 3 courses (7.5 credits minimum) in a specific area of nutrition – see link below. If you have an idea for another area of interest, please discuss this with the field of study leader.			
Varies	To view a list of possible areas of interest and courses, visit <a href="https://hsph.me/mph-field-of-study-nutrition">hsph.me/mph-field-of-study-nutrition</a>	7.5	Fall &/or Spring
<b>ELECTIVES (21.25 credits)</b>			
To view a sample list of cross-registration electives, visit <a href="https://hsph.me/mph-cross-reg">hsph.me/mph-cross-reg</a>			

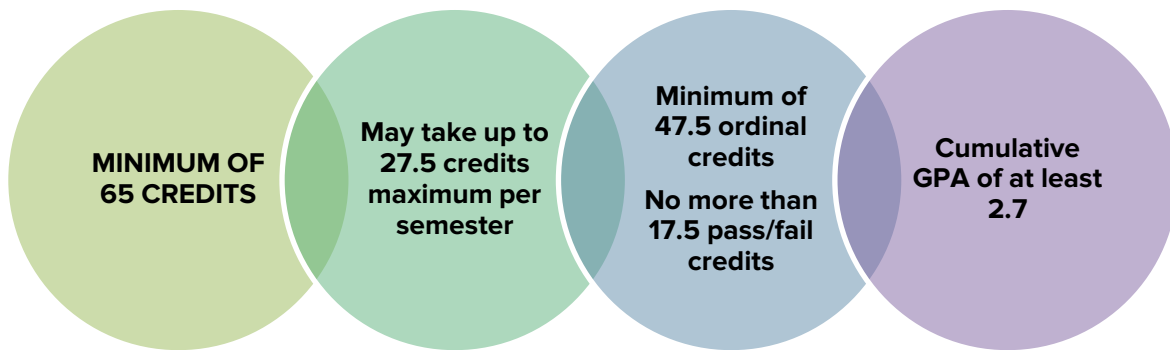
**TOTAL 65 CREDITS**



## Notes for Students

All full-time MPH students are expected to participate in a Winter Session activity that furthers their educational goals and is approved by the MPH-OEP Office. To learn more, visit [hsph.me/mpw-winter-session](https://hsph.me/mpw-winter-session).

## Important Program Reminders



## Sample Curriculum for MPH-65 in NUT

### Year one (Semesters 1 and 2)

FALL FIRST YEAR			WINTER	SPRING FIRST YEAR			SUMMER
ID 100	Foundations for Public Health <i>(Pre-matriculation coursework begins online in summer)</i>	1.0cr		NUT 202	The Biological Basis of Human Nutrition	5.0cr	Work on Practicum
ID 201	Core Principles of Biostatistics and Epidemiology for Public Health Practice	7.5cr		NUT 206	Nutrition Seminars, Part II	1.25cr	
MPH 101	Qualitative Methods for Public Health	0.25cr		NUT 213	Nutrition Science Translation and Applications	2.5cr	
MPH 102	Health Systems	1.25cr		Varies	Depth in Specific Nutrition Area of Interest Coursework	5.0cr	
MPH 103	Leadership and Communication	1.25cr		NUT 965S	Applied Practice Experience for Nutrition	1.25cr	
MPH 104	Social, Behavioral, and Structural Determinants of Health	1.25cr					
MPH 105	Public Health Policy and Politics	1.25cr					
NUT 200	Intro. to Nutrition Science	2.5cr					
NUT 201	Intro. to Nutrition in Public Health	2.5cr					
NUT 203	Nutrition Seminars, Part I	1.25cr					
Electives		2.5cr		Electives		7.5cr	
TOTAL CREDITS	22.5 credits		22.5 credits (includes Winter Session)				

### Year two (Semester 3)

FALL SECOND YEAR			END OF PROGRAM = 65 credits
NUT 232	Designing and Evaluating Behavioral Interventions Targeting Diet and Physical Activity	5.0cr	
Varies	Depth in Specific Nutrition Area of Interest Coursework	2.5cr	
NUT 965F	Applied Practice Experience for Nutrition	1.25cr	
Electives		11.25cr	
TOTAL CREDITS	20 credits		

## ONLINE MPH-EPI ELECTIVE COURSES

Academic year (residential) MPH students may enroll in the following online MPH-EPI elective courses on a space-available basis. The courses listed below are part of the Harvard Chan School’s hybrid MPH in Epidemiology (MPH-EPI) program.

Priority enrollment goes to MPH-EPI students and to students in the fully online MPH Generalist (MPH-GEN) program. Residential MPH students will only be able to enroll in these courses if there is available space. (Also, some courses may not be open to residential students; see “class notes” in the course listings in the [Harvard Course Catalog](#).)

For the MPH program’s policy on credit limits for residential MPH students interested in enrolling in the online MPH-EPI elective courses listed below, please see p. 3.

<b>ONLINE MPH-EPI ELECTIVE COURSE OPTIONS</b>			
<b>Course Number</b>	<b>Title</b>	<b>Credits</b>	<b>Semester</b>
<b>Fall Options</b>			
EPI 526	Analysis of Publicly Available Databases for Epidemiologic and Health Services Research	2.5	Fall
EPI 527	Design and Conduct of Trials in Preventive Medicine	2.5	Fall
EPI 528	Systematic Review and Meta-Analysis	2.5	Fall
EPI 529	Applications of Epidemiology	1.25	Fall
HPM 559	Introduction to Qualitative Research Methods for Public Health	2.5	Fall
ID 224	Survey Research Methods for Public Health	2.5	Fall
<b>Spring Options</b>			
BST 215	Linear and Longitudinal Regression	2.5	Spring
EPI 288	Introduction to Machine Learning and Risk Prediction	2.5	Spring
EPI 529	Applications of Epidemiology	1.25	Spring
EPI 530	Introduction to Infectious Disease Modeling	1.25	Spring 1
HPM 506	Practical Scientific Methods for Improving Health and Health Care	2.5	Spring
RDS 202	Decision Science for Public Health	2.5	Spring