



Using Turnitin within Canvas

Turnitin is a software that compares students' written work with other electronic texts (e.g., journal articles, books, and assignments submitted to Turnitin by other students). This tool can help students and faculty ensure academic integrity in their work.

Creating an Assignment

- Login to canvas.harvard.edu and select your course
- Create or edit an Assignment
- In the "Submission Type" setting choose "Online"

- **Note:** The online submission option is not available for ungraded assignments. However, you can make a graded assignment worth 0 points and select "Do not count this assignment towards the final grade."
- Then "Online Entry Options" will appear


- From "Online Entry Options" menu choose "Enable Turnitin Submissions" and at least one type of submission type (e.g., "File Uploads")
- If you'd like to customize the settings, click on "Advanced Turnitin Settings" and the following options will appear




- **Note:** If you give students the option to submit an assignment to Turnitin, and they will be resubmitting the assignment, be sure to uncheck the “Include in Repository” for the initial submission.
- Complete the rest of the assignment details as you normally would
- **Note:** For existing assignments, you can always change the submission type to “Online” > “Enable Turnitin Submissions.” However, a Turnitin report will only be generated for files submitted after Turnitin has been enabled.


Viewing and Interpreting Similarity Scores

- If you are a first time user of Turnitin, you will be directed to a user agreement
- As students submit their assignments, you will see a list with similarity scores



Assignment Inbox





 Helpdesk

 Settings

Search

Download All

Download Selected

<input type="checkbox"/>	Author / Paper Title	Paper ID	Uploaded	Viewed	Similarity	Options
<input type="checkbox"/>	David Ginnings Untitled	842127019	Sep 1st 2017, 4:16 PM		 90%	...
<input type="checkbox"/>	Erin Leveille Untitled	801588581	Apr 19th 2017, 1:24 PM		 4%	...

- **Note:** Higher percentages indicate higher similarity
- Click on the scores to view the full similarity report (below is a key describing the similarity toolbar)



Match Overview: Lists all areas of the assignment which have similarity to information in the Turnitin repository

All Sources: Allows you to view matches between the assignment and specific selected sources in the Turnitin repository

Filter and Settings: For optimal use, keep the defaults of “Exclude Quotes” and “Exclude Bibliography”

Excluded Sources: Shows any sources excluded by pressing the Exclude Sources button for a specific source in Match Overview or All Sources

- **Note:** You can also view the similarity score and report in SpeedGrader

Submitted Files: (click to load)

20%

FacultySiteDesignChecklist_2_.pdf



Resources

- For more information, visit the [Turnitin Guide](#)
- For individual consultation or training, email the Digital Learning Team, Media and Educational Technology Services at mets@hsph.harvard.edu